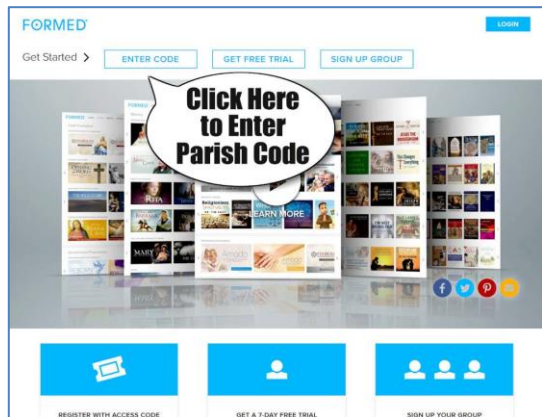


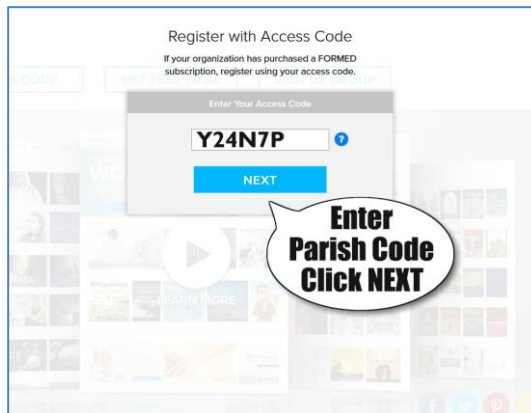
# Follow the easy steps to setup your account with Mater Dei [Formed.org](http://formed.org)

## STEP 1



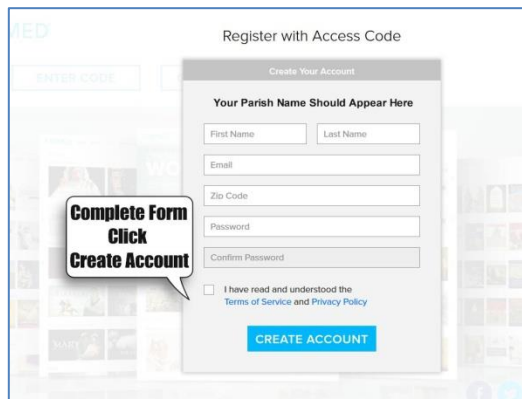
Go to [formed.org](http://formed.org) and click **Enter Code** at the Top of Page.

## STEP 2



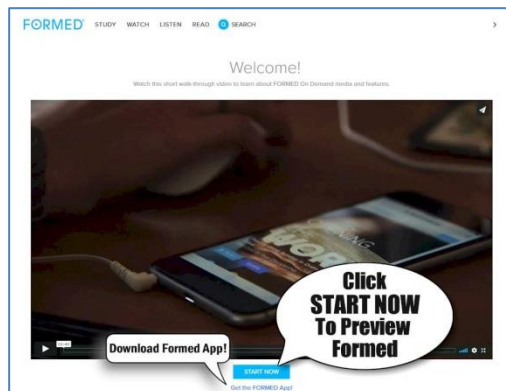
Enter Mater Dei Parish code **Y24N7P**... then click **NEXT** to continue.

## STEP 3



Complete the Registration Form with your information. You will be asked to confirm your password twice to verify, then press **Create Account** (be sure to record the password somewhere)

## STEP 4



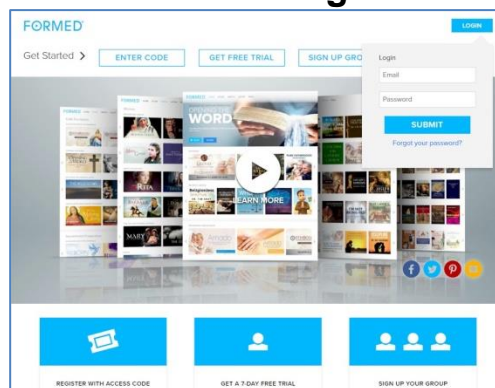
Welcome to Formed.org, you're Registered. Click **START NOW** to preview all the features formed has to offer. Download the formed application for your phone or hand-held device click the **Get Formed App** link.

## Formed Application



Download the FORMED Application for your mobile or hand-held devices giving you Access to Catholic Faith on the Go. Timely Featured Content, Simple & Intuitive Browsing, Quickly Find What you Seek and Easy Playback of Video & Audio. Now available for Android and Apple IOS devices.

## Formed Login



Anywhere you can get Internet Access you can Login to your Formed Account. Go to the [Formed.org](http://Formed.org) website, Click the login button on the upper right hand corner and login using your email and password.

<http://materdeisc.org/formed/>